

Classtrix

360 degree institute management solution

www.classtrix.com



Hi,
We're ourselves

welcome to Classtrix

We are a company in line with technologies We want to differentiate ourselves by helping society and working towards our social responsibilities, with the help of latest technologies

Let`s start!




1 About us

Who we are

Our Focus

What we aim at

2




3 Why Classtrix

Why you need us

Features

That gives safety & security

4





5

Management

Entire institute in just few clicks

Modules Covered

What management does

6



7

Outcome


See the difference




8

Contact Us

Tring.... Tring....





About us

We're ourselves

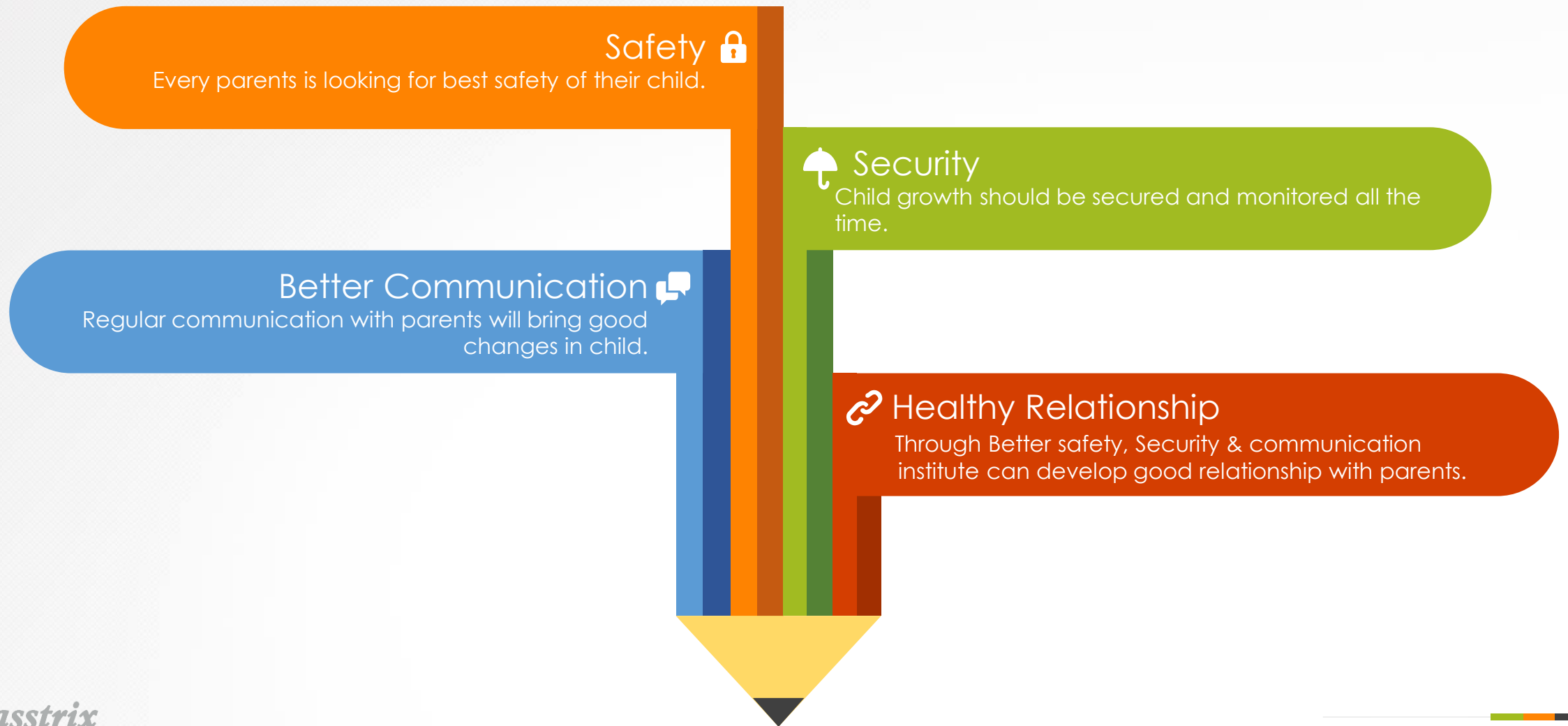


*“High-End technology that ensures
360 degree management.”*



We empower institutes with variety of unique Management Solutions as per their needs, so that they can focus solely on shaping future of their students. We make this possible with the help of latest technologies beings introduced which we are driven to creatively integrate as per the requirements of our clients, ensuring that smooth system is delivered as promised and hence sharing their major concern of management of their students.

Our Core Focus



Why Classtrix ?

- A complete 360 degree management that assures smooth function.
- Complete secured cloud based application that can be operated from any where with any device.
- Equipped with all the required all the management tools
- Cost effective solution as compare to market standards
- Real time Reporting for your decision making



Features for Parents

To Parents



- ✓ **Frequent interaction with teachers.**
- ✓ **Complete academic data of students recorded and stored online, Which is easily accessible to parents all the time.**
- ✓ **System also informs parents on the Events, Holidays and Change in any schedule of the Class.**
- ✓ **Helps in reducing stress level and anxiety of parents regarding the Strength & Weakness of their children.**
- ✓ **Regular automated communication helps to take pro active decisions**
- ✓ **Online payment facility will help to avoid late payment and penalties.**

Features for Institute

To Institute



- ✓ **Affordable Cost.** (1/3 pricing as compare to market cost)
- ✓ **Monitor from anywhere and the System is programmed to handle multiple shifts in Class.**
- ✓ **The system will help the authority to simplify the administration work, save resources and time.**
- ✓ **Helps in inculcating principles of discipline and punctuality in the child, Leads to better confidence on institute by parents.**
- ✓ **Sets a standard benchmark for classes in terms of Highly Specialized Technology.**
- ✓ **It will reduce irregularities and bunks of the Students / Staff.**
- ✓ **Few clicks will give you entire business analytics. (i.e. P&L, Future Payments, Outstanding reports, etc.)**

To Institute



- ✓ Tracking of Homework / Assignments by teacher to their child.
- ✓ Prior information via instant SMS alert for Holiday, Notice, Events etc.
- ✓ Institute can receive student's fees online.
- ✓ Improve relationship and communication between institute authorities and parents.

Classtrix Management



CLOUD BASED



100 % DATA SECURITY



USER FRIENDLY



EASY CUSTOMIZATION



QUICK IMPLEMENTATION



AMAZING SUPPORT



Academic Archive



Data Analysis



Free Regular Updates



Management

How it facilitates

Admission Process

Have admission with few simple steps





Get
Approved

Wait till school gets
approved

Select
Course

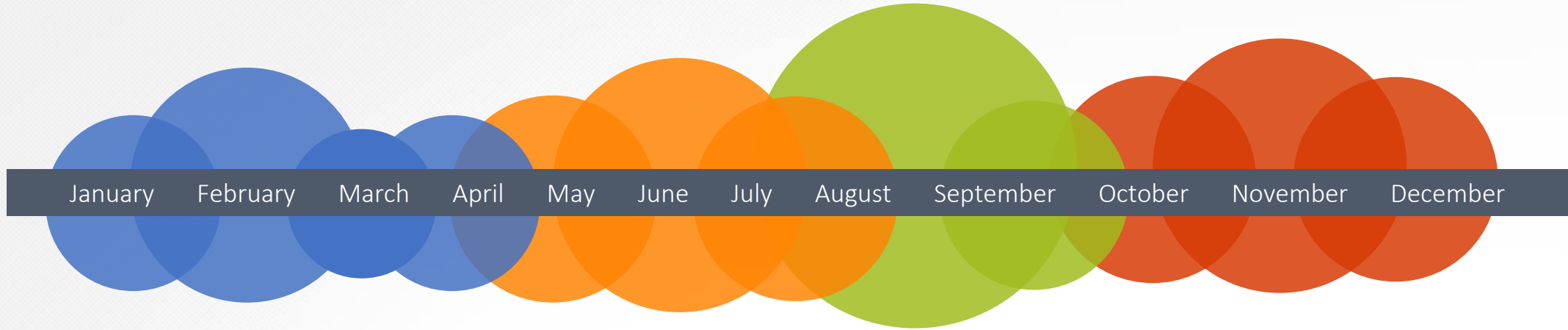
Congratulations ! You are
selected and now select
your course & Subjects

Pay
Online

Pay the fees and enjoy
studies with your friends.

See you in
the lecture

| Student Attendance



Present

School / Parents have a quick look at total no of present days at class.



Absent

School / Parents have a quick look at total no of absent days at class.



Holidays

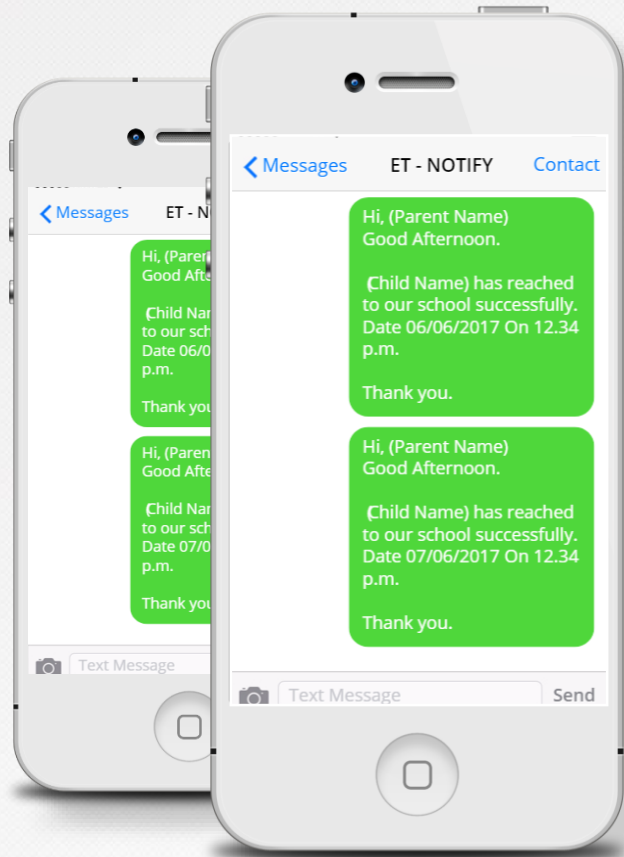
School / Parents have a quick look at total no of holidays at class.



Late Markings

School / Parents have a quick look at total no of late marks at class.

Daily Attendance Reports



Total No of Present / Absent Students.

Management will receive daily reports of class student's present / absent reports.



Late Comers

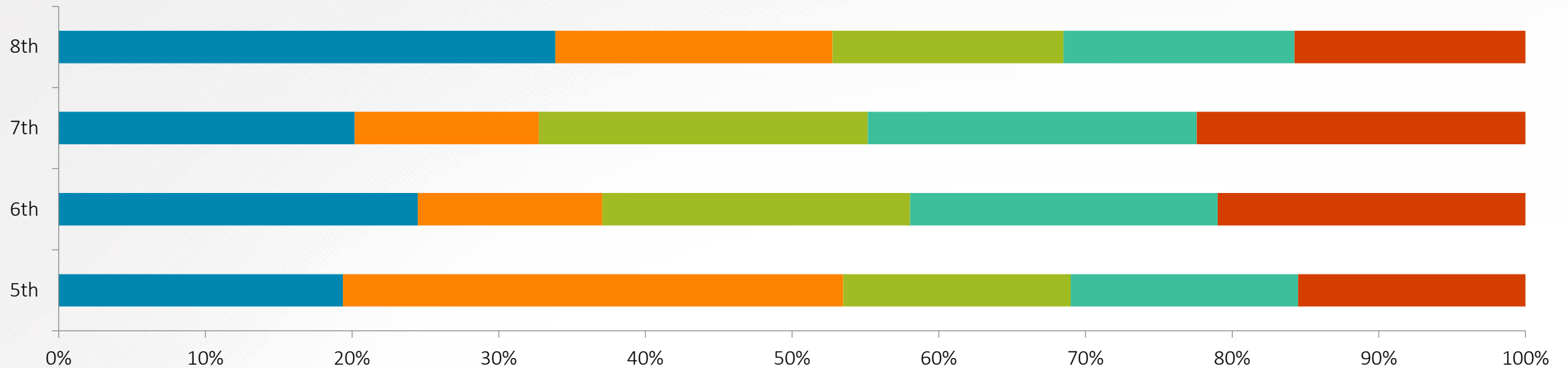
Management will be notified about late comers.



Mannual Attendance

Teacher can mark their class day to day attendance .

Overall Attendance Statistics



Present

Total no of present



Absent

Total no of absent



Holiday

Total no of Holidays



Leave

Total no of leaves



Late Mark

Total no of Late mark

Examinations

Exam schedule

Exam Schedule
Time 10.00 to 2.00

Class 1

Class 2

Class 3

Class 4

19 Oct 2018

Math

Science

Science

History

20 Oct 2018

Science

Geography

Hindi

Math

23 Oct 2018

-

English

Math

-

24 Oct 2018

Geography

-

History

Science

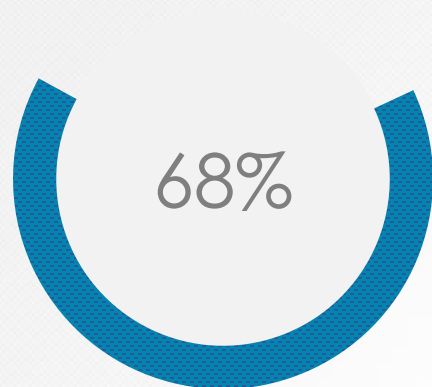
25 Oct 2018

Computer

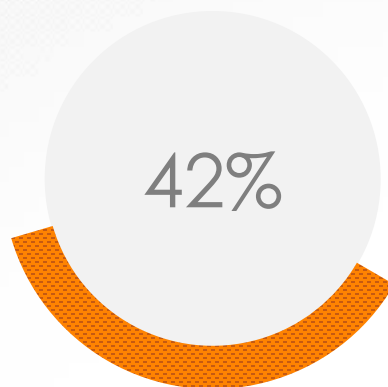
Math

English

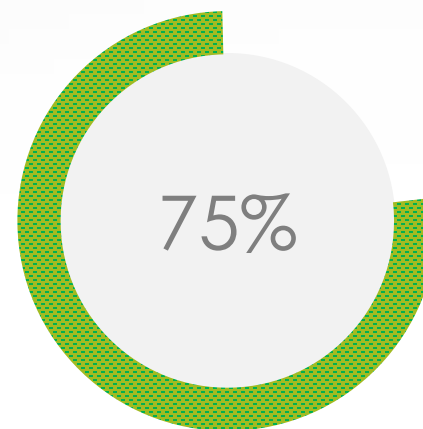
Results (subject wise)



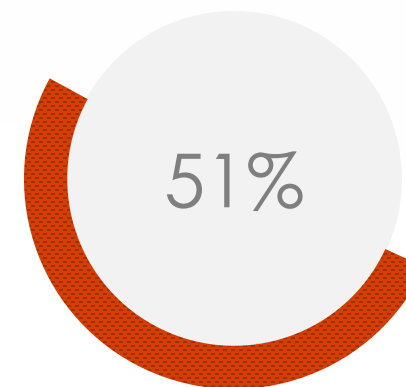
English



Math

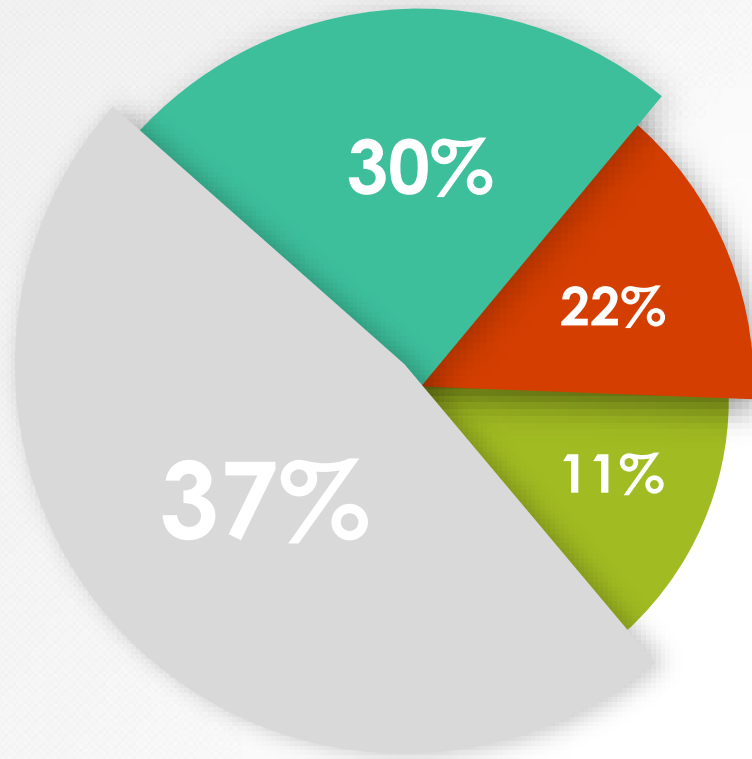


Science



Computer

Over all Performance



Science

PASS – A Grade (37 / 60) Good Job.



Math

PASS – B Grade (30 / 60) Average



History

FAIL – C Grade (22 / 60) Below Average



Geography

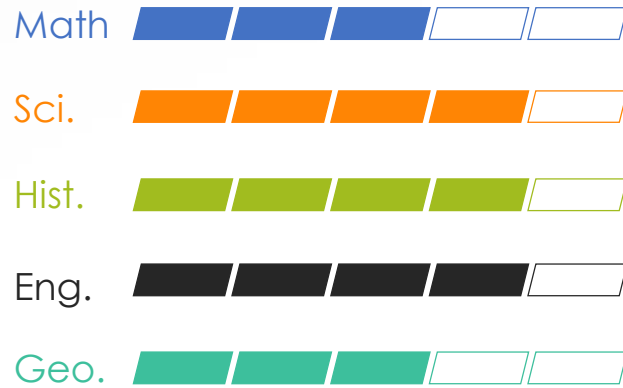
FAIL – D Grade (11 / 60) Very Bad, Need to improve

Results Semester wise

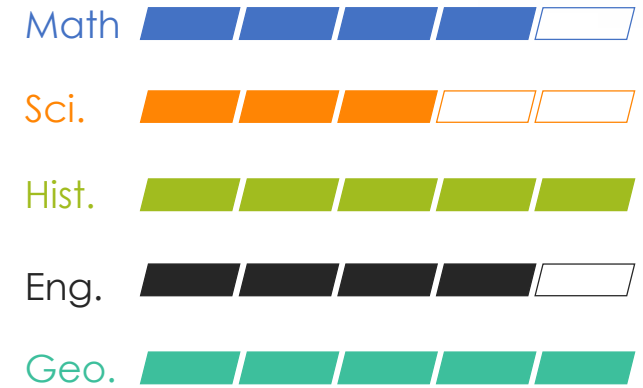
First semester
2017



Second semester
2017



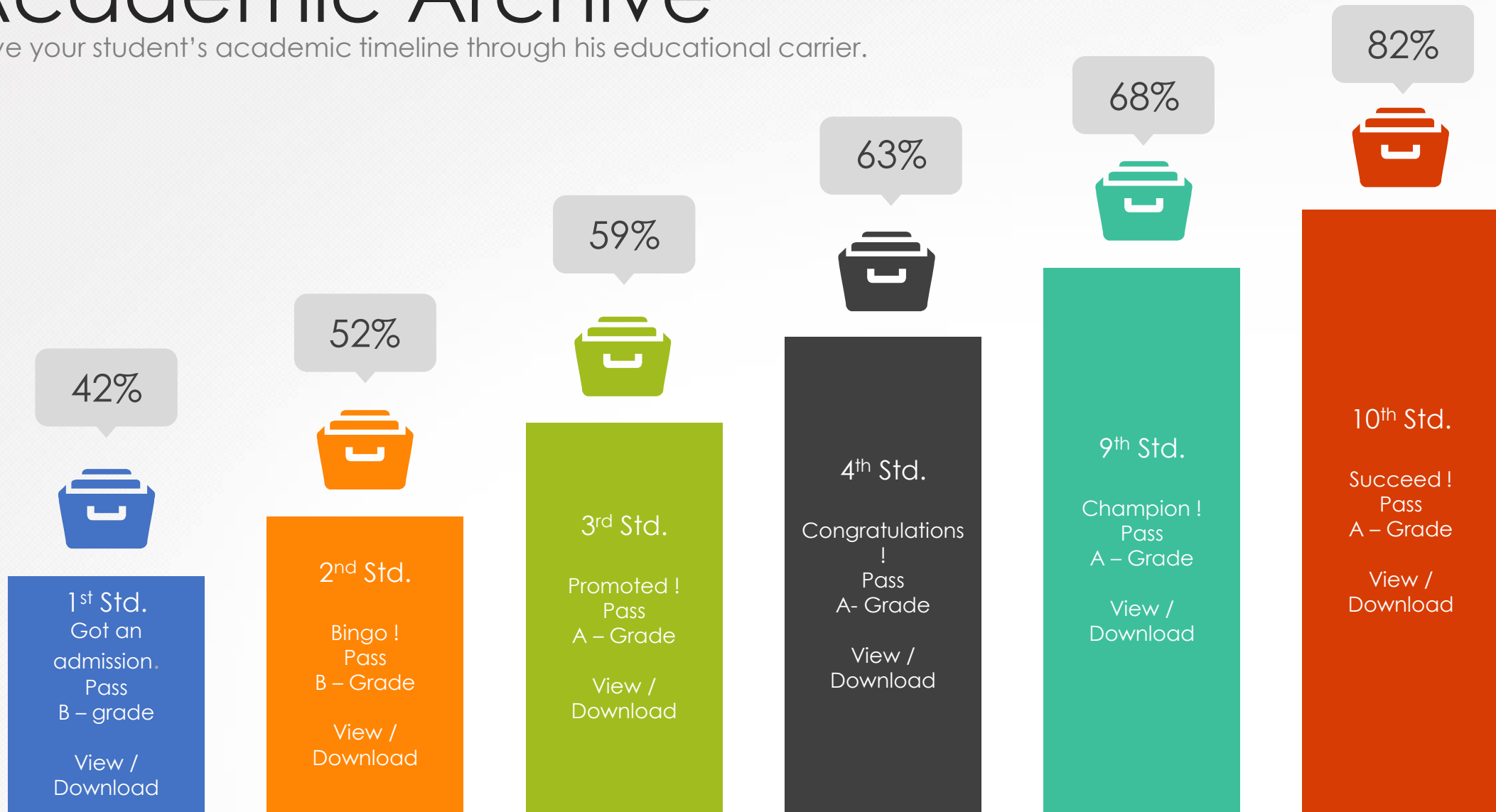
Third semester
2017



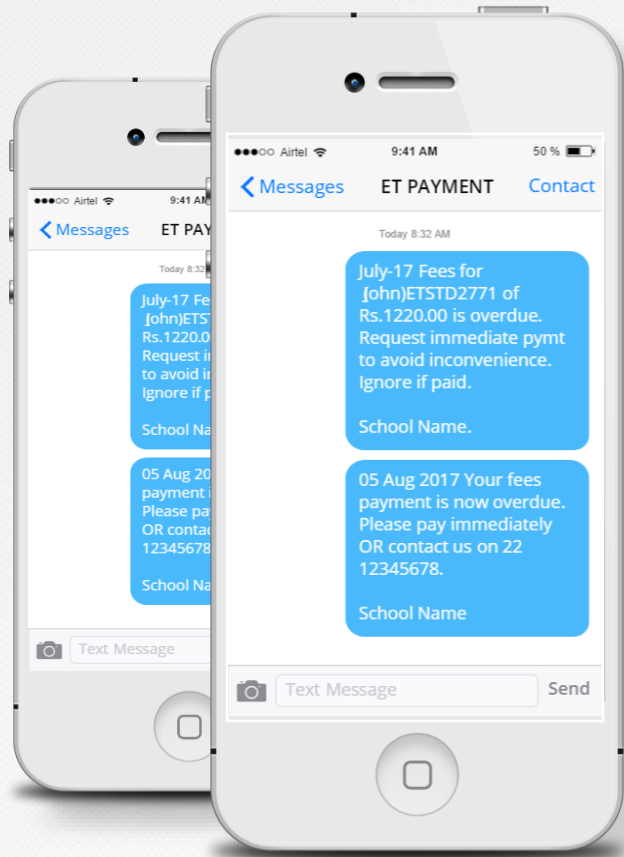
Compare your child's academic progress semester wise.

Academic Archive

Have your student's academic timeline through his educational carrier.



Fees Reminders



7 Days Before

Our system will send reminding notification to parents prior 7 days for their monthly fees payments.



2 Days Before

If the fees is not paid then system will again send a gentle reminder to parents 2 days prior.



On the Date

If institute still didn't received fees, Then on the due date system will again send a reminder with fees details and late fee charges.



Post due date

If parents fails to pay on due date then after 2 days system will send reminder with revised amount (Fees + Late payment charges)



Thanking Msg

After the receiving fees system will send Payment Thanking message along with their Balance / Out standing fees status.

Fees Collection

Collect your fees without any follow ups

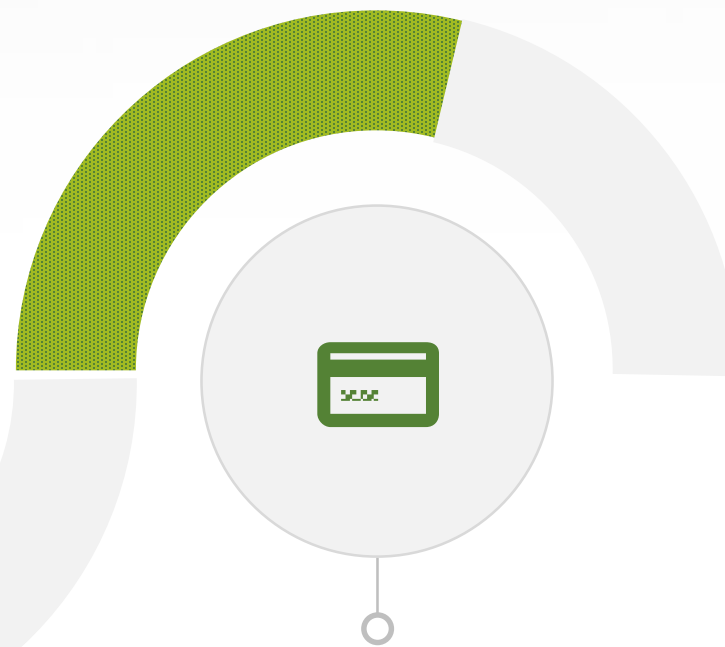
Fees

Once logged in then click on fees, And have a look at the Total Fees Paid, Out Standing, Other Charges.



Login

Parents will have to simply login to their account

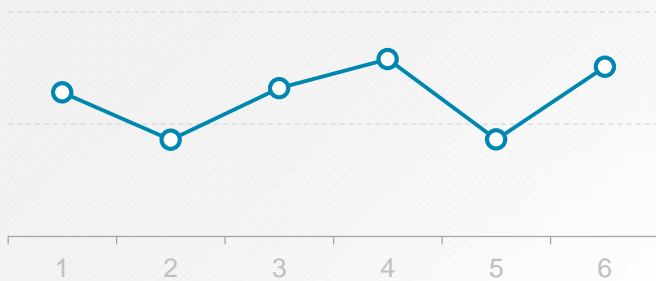


Pay online

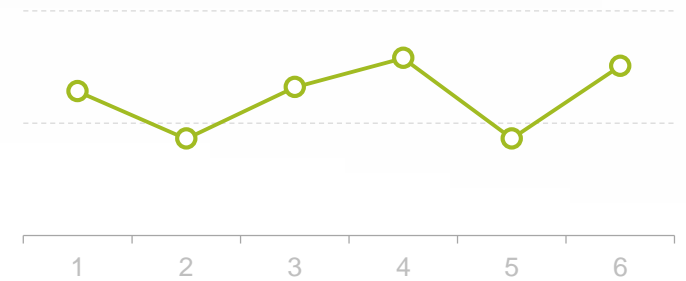
Go to payments, Pay using your debit card, credit card, OR net banking facilities and get receipt online.

Finance Overview

Total Sales



Total Fees



Total Expense



Total Income



₹
Finance
Overview

Get rid of your financial
calculation headache, Classtrix
will do it for you.

HOD Rights

What HOD can do?



HOD



Employee Mgmt.

Add / Edit / Delete employees, teachers and staff.



Student Mgmt.

Add / Edit / Delete students.




Notifications

Send notifications to Teachers / Students / Staff, etc...



Attendance

View / Edit attendance of Students / Teachers / Staff.



Schedule

Add / Edit / Delete schedules of Class / Teachers



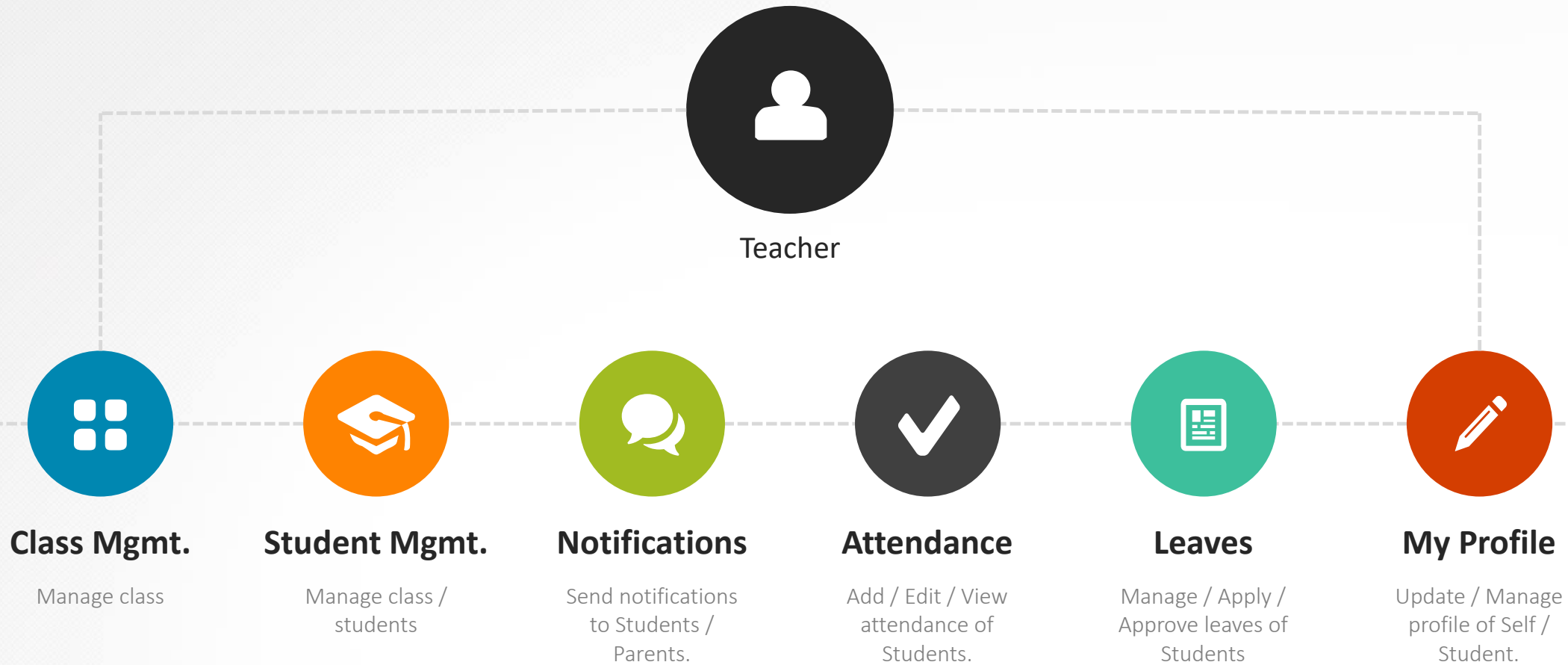
Leave

Approve / Disapprove leave applications of Teachers / Students / Staff.



Teacher Rights

What Teachers can do?

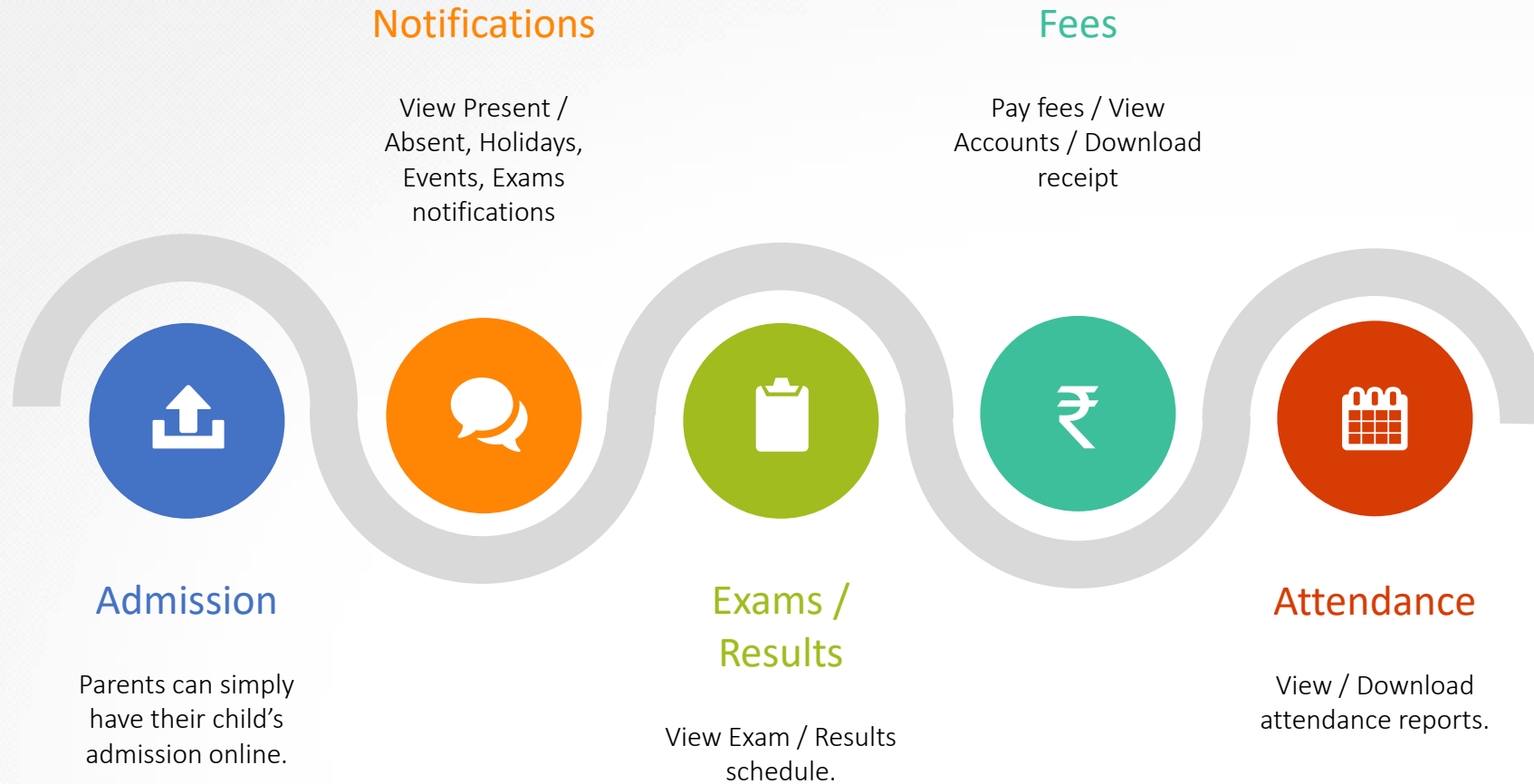


Student Area

What student can do?



Parents Area



| How it will help

- Cost-effective one point solution for total class management
- Total Operational Automation
- More Time to focus on Strategic Tasks
- Anywhere Availability – Internet with Automatic Synchronization
- Effective communication between teachers, parents and students
- Centrally stored information with zero redundancy
- Availability of microscopic as well as macroscopic views
- Achieve global outlook and exposure for the institute and its constituents.
- Parents have access to all academic information about their child through the internet.





Contact us

Say Hi !



Contact Info

- 📍 #4, Ranjan Kunj, Cabin Cross Road, Bhayander East - 401105.
- ✉ care@classtrix.com
- 🌐 www.classtrix.com
- 📞 +91 9870 624 609



End of presentation

Thank you for your attention